

EUROPEAN DATA PROTECTION SUPERVISOR

Data breach Web Form User Guide



December 2018



TABLE OF CONTENTS

1 Introduction..... 3

2 Purpose 3

3 WebForm Guidelines..... 3

1 Introduction

The EDPS already provided the EU Institutions with the “*Guidelines on personal data breach notification for the European institutions and bodies*” where specific guidelines are provided regarding the notification obligation of article 34 of the Regulation 2018/1725 (EU).

The EDPS provides the controllers with two options:

1. Fill out the online form¹ in the EDPS Website :
https://edps.europa.eu/form/personal-data-breach-notification_en
2. In case the first option is not possible to download a specific form and send it **encrypted**² directly to the functional mailbox:
data-breach-notification@edps.europa.eu

2 Purpose

The purpose of this document is to provide instructions to the controllers on how to fill in the WebForm of Personal Data Breach, which is located in the EDPS Website.

3 WebForm Guidelines

The form Data Breach notification form is divided in two sections:

SECTION A : General

a) The section where you insert general information concerning the type of notification, the identification data of the controller and of the processor (if this applies to your case)

¹ Currently only available in English- EN. It will soon be available in French-FR and German -DE.

² When sending the form and any other attachment by email to the functional mailbox data-breach-notification@edps.europa.eu it shall be encrypted (zip), and the password shared with the EDPS by alternate means (by SMS or call). The EU institution will have to provide a separate telephone number in the email where the EDPS can contact for the password

The screenshot shows the European Data Protection Supervisor's website with the 'Personal data breach notification form' open. The form is titled 'Personal data breach notification form' and has a progress bar with four steps: General (active), Data Breach Information, Preview, and Complete. The 'General' section is expanded, showing 'A. Type of notification' and 'B. Data Controller EUI'. Under 'A. Type of notification', there are two options: 'Comprehensive' and 'In phases'. The 'In phases' option is selected. Below this, there is a section for 'A.3 Registration number of data breach in your register' with 'Yes' and 'No' options. The 'B. Data Controller EUI' section is also visible.

Figure 1 Personal Data Breach Form - General

A. Type of notification

In this section you shall choose the type of the personal data breach notification, either:

'Comprehensive' when this is a complete notification and you have all the information available concerning the personal data breach incident, or

'In phases' (Art. 34(4) of the Regulation 2018/1725), when you don't have all the information available for the personal data breach incident because for example is still under investigation and you will submit the information in the future in more than one submissions.

The screenshot shows the 'In phases' section of the form. Under 'A.2 In phases', there are three options: 'Initial', 'Follow-up', and 'Conclusive'. The 'Conclusive' option is selected. Below this, there is a 'Reference Case File' section with a text input field containing '2018-358'. Under 'A.3 Registration number of data breach in your register', there are 'Yes' and 'No' options. The 'B. Data Controller EUI' section is also visible, with 'B.1 Name of the organization (EUI)' and 'B.2 Address' fields.

Figure 2 Notification In phases

A.2 In phases

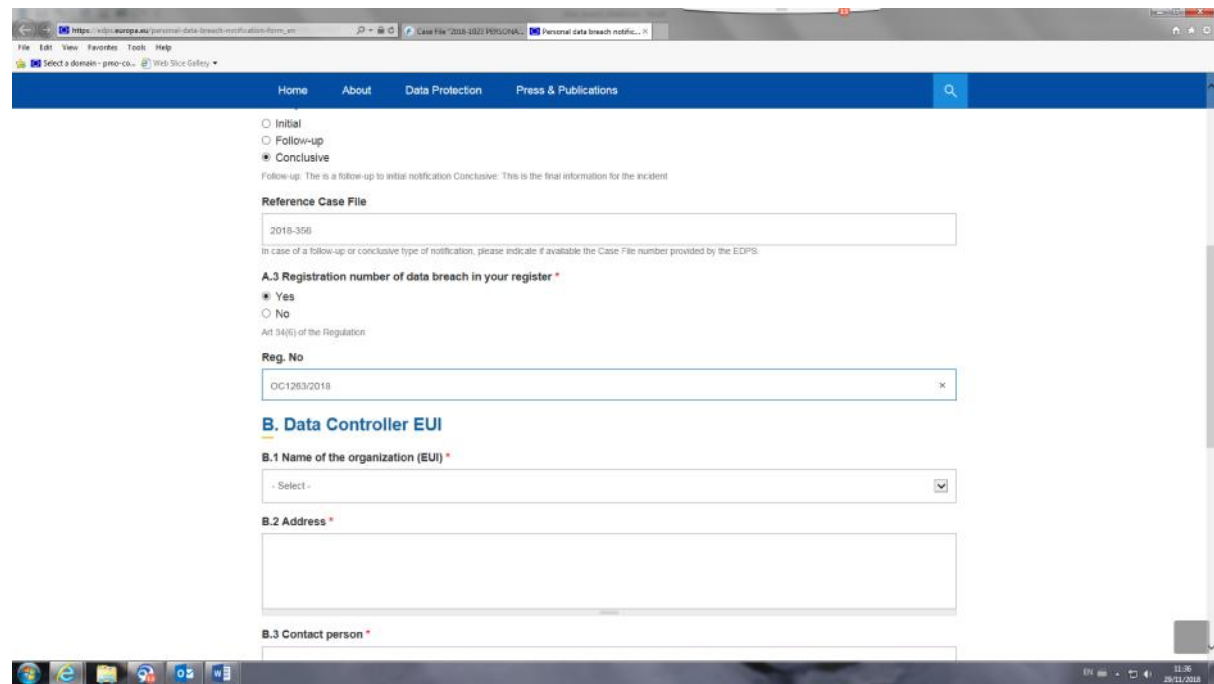
In case you have chosen a notification “**In phases**” an additional selection appears and you have to specify if the notification is :

- a) The first one where you have to choose “**Initial**”,
- b) Is not the first one but also not the last one, where you have to choose “**Follow-up**” and
- c) Is the final notification and you have to select “**Conclusive**”

For options b) and c) of above you will be requested to fill also the **Reference Case File** if you have it available from your initial submission. This is the number which EDPS has provided you by email and has the following format *YYYY-number*, e.g. 2018-356

A.3 Registration number of data breach in your register:

According to Art 34(6) of the Regulation 2018/1725, you shall document any personal data breach, comprising the facts relating to it, its effects and the remedial action taken.



The screenshot shows the EDPS Personal Data Breach Notification Form. The form is titled "Personal data breach notification form" and is part of the "Data Protection" section. It includes a navigation bar with "Home", "About", "Data Protection", and "Press & Publications". The form is divided into several sections:

- Initial / Follow-up / Conclusive:** Radio buttons for selecting the type of notification. "Conclusive" is selected.
- Reference Case File:** A text field containing "2018-356". Below it, a note states: "In case of a follow-up or conclusive type of notification, please indicate if available the Case File number provided by the EDPS."
- A.3 Registration number of data breach in your register:** Radio buttons for "Yes" (selected) and "No". Below it, a note states: "Art 34(6) of the Regulation".
- Reg. No:** A text field containing "OC1263/2018".
- B. Data Controller EUI:** A section with three sub-sections:
 - B.1 Name of the organization (EUI):** A drop-down menu with "Select" and a checkmark.
 - B.2 Address:** A large text area for the full address.
 - B.3 Contact person:** A text field for the contact person's name.

Figure 3 A.3 Registration Number

In case you have a specific registry (internal registry of the controller) established for this purpose please, select **Yes** and provide the specific reference if available (*e.g. number etc*) of the incident in your registry.

B. Data Controller EUI

In this section all the fields with (*) are mandatory and need to be filled in.

B.1 Name of the organization (EUI) : Please select the Name of your organisation from the drop-down list or select **Other** if not in the list and complete manually the name of your organization in the field **Please specify:** .

B.2 Address: Please complete the full address of your organisation, including Street name, number, Postal Code, Town/City and Country.

B.3 Contact person, B.4 Telephone, B.5 Email : Fill in the name, the telephone and the Email of the contact person for future communications with the EDPS on the specific case . Please take note that this email will be used by the EDPS when sending you the acknowledgement email in the end of your submission.

B.6 Data Protection Officer, B.7 Telephone, B.8 Email: Fill in the name, the telephone and the Email of the Data Protection Officer of your organisation.

C. Data Processor EUI

This section is optional and needs to be filled in only in cases where a personal data breach occurred in your data processor's processing activities (article 34(2) of the Regulation 2018/1725) and it was reported also by the processor.

In case this applies to you please tick the box: “**Indicate if the data breach was reported by the processor**”

The following fields will be activated and have to be filled in:

C.1 Name of the organization: Please fill in manually the Name of the processor organisation

C.2 Address: Please complete the full address of the processor, including Street name, number, Postal Code, Town/City and Country.

C.3 Contact person, C.4 Telephone, C.5 Email : Fill in the name, the telephone and the Email of the contact person of your processor for future communications with the EDPS on the specific case

C.6 Data Protection Officer, C.7 Telephone, C.8 Email: Fill in the name, the telephone and the Email of the Data Protection Officer of the processor.

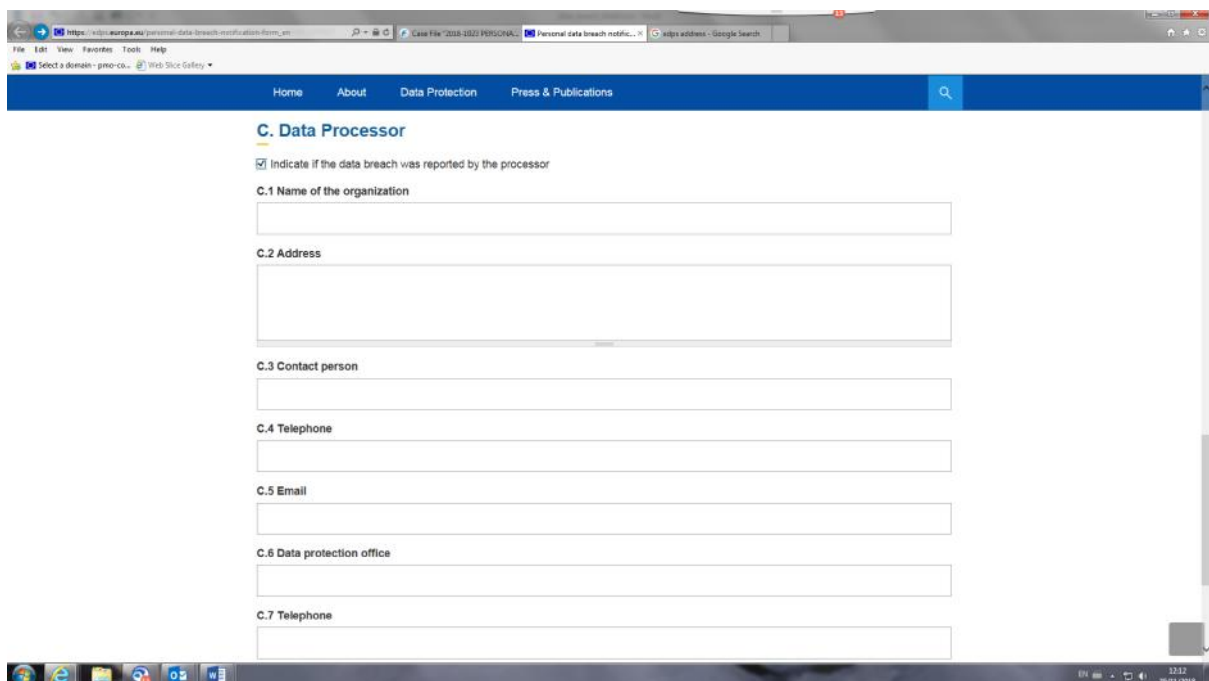


Figure 4 Data Processor

In the end of the page please press NEXT to move to the second section of the notification.

SECTION II: Data Breach Information

In this section you will provide the main details concerning the personal data breach incident as required by the articles 34 & 35 of the Regulation. All the fields of this section are not mandatory and you can fill this part of the notification with the information that you have available.

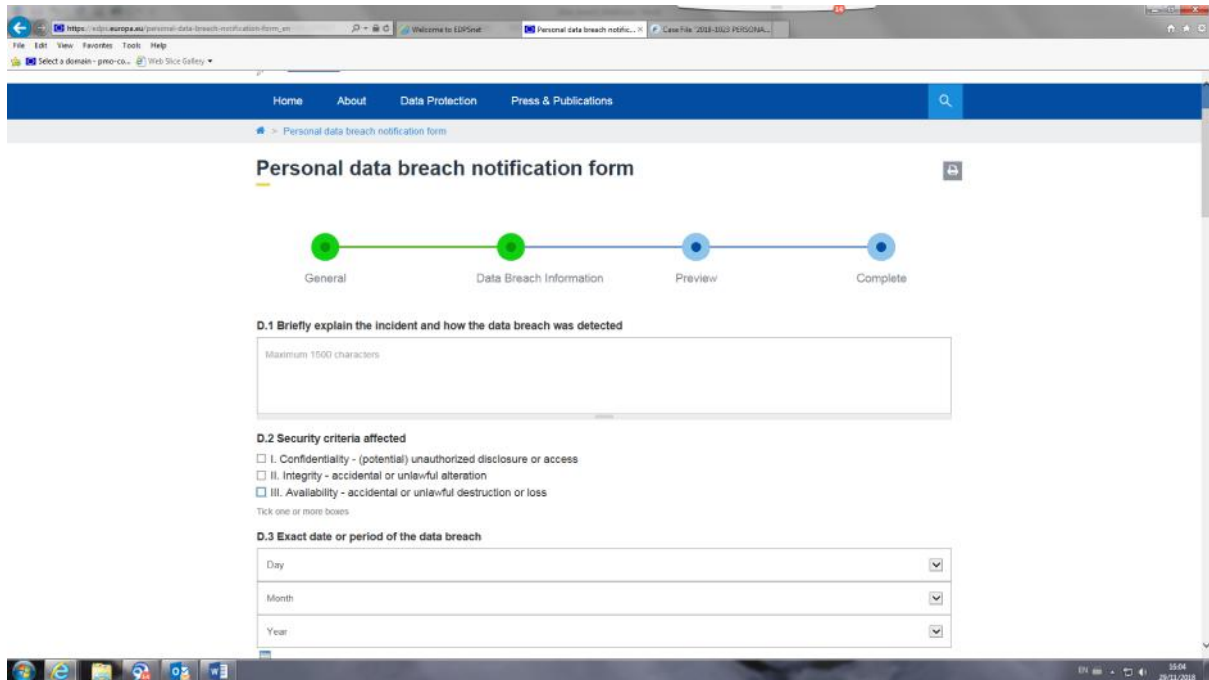


Figure 5 Section II : Data Breach Information(1)

D.1 Briefly explain the incident and how the data breach was detected: Please describe in the free text box (maximum 1500 characters) the nature, characteristics, effects of the personal data breach incident and how it was detected.

D.2 Security criteria affected: Select one or more of the three types of security criteria that were affected by the personal data breach incident, whereas a) I. **Confidentiality** - when it relates with unauthorized disclosure or access to personal information b) II. **Integrity** - when it relates with accidental or unlawful alteration of personal information and c) III. **Availability** - when accidental or unlawful destruction or loss of personal information was evident.

D.3 Exact date or period of the data breach: Please insert the exact date by selecting the correct values of the personal data breach, or, in case you are not aware of the exact date use the next field to insert the period of the personal data breach or other information.

D.4 Detection date: Please insert the exact date and the exact time (indicate your local time) when you became aware of the personal data breach by selecting the correct values in the boxes

The screenshot shows the 'Personal data breach notification form' on the European Data Protection Supervisor's website. The form is titled 'D.5 Notification date' and includes fields for 'Local time', 'Date', and 'Month'. Below these fields, there is a note: 'The notification date should be less than 72 hours after you become aware of the breach. If this is not the case the reasons for the delay shall be presented.' This is followed by another 'Local time' field and a dropdown menu. Below this, there is a section for 'D.6 If more than 72 hours have passed between detection and notification, explain why you did not notify in time' with a large text area. Finally, there is a section for 'D.7 Who was informed/involved in the incident' with another large text area. The form is displayed in a web browser window with the URL 'https://edps.europa.eu/personal-data-breach-notification-form_en'.

Figure 6 Data Breach Information (2)

D.5 Notification date: Please check and ensure that the indicative automatically filled current date and current time of the form is the correct one (indicate your local time) concerning your notification. If not make the necessary corrections.

D.6 If more than 72 hours have passed between detection and notification, explain why you did not notify in time: Please explain in case your notification is more than 72 hours late.

D.7 Who was informed/involved in the incident: Please indicate the persons who are or were involved in the handling of the incident (internal and external) of the EU institution. Provide comprehensive information.

D.8 Categories of personal data affected: Please explain and list all elements/fields of data that were compromised e.g. first and last names, date of birth, financial data, health data, etc.

D.9 Approximate number of personal data affected: Please select the correct value and if possible specify the exact number of the personal data that have been affected by the breach.

D.10 Category of persons affected: Provide the categories of the persons who are affected by the breach, e.g. EU staff, MEPs, European citizens, children, vulnerable groups such as handicapped people etc.

D.11 Approximate number of Persons affected: If possible provide a number for each category of persons affected, e.g. 150 MEPs, 2000 european citizens , 10 children etc

D.12 Likely or actual consequences of the data breach for the data subjects: Describe if you already know the actual or the likely consequences of the personal data breach to the data subjects. The data breach can result in physical, material or non-material damage to data subjects.

D.13 Estimation of the risk to the rights and freedoms of natural persons: Please select the size of the risk either: **None, Risk, High Risk**

D.14 Briefly explain how the assessment of the risk to the rights and freedoms of natural persons was done: Provide information on how you have assessed the level of risk of the personal data breach and if you have used a specific methodology.

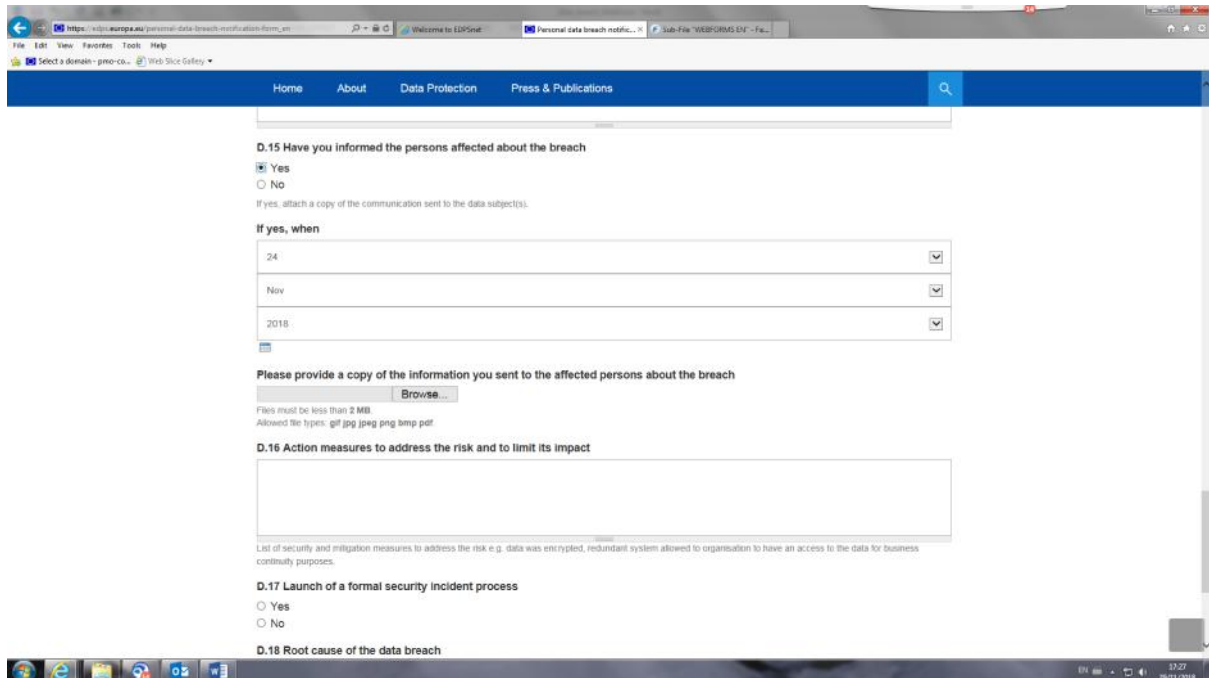


Figure 7 Information to the Natural Persons

D.15 Have you informed the persons affected about the breach : Please select **Yes** if you have already informed the persons and add the date you have sent that information and also **attach the file** containing the notification to the data subjects

Select **No** in case you have not informed the data subjects and provide more information in the text box why you have not done it yet.

D.16 Action measures to address the risk and to limit its impact : Briefly explain whether you have taken security and mitigation measures to address the risk e.g. data was encrypted, redundant system allowed to organisation to have an access to the data for business continuity purposes.

D.17 Launch of a formal security incident process Please select **Yes** if a formal security incident process has been launched. Select **No** if no such process has been initiated and explain the reasons.

D.18 Root cause of the data breach: Explain the root cause of the security incident that lead to the data breach.

After the completion of the two sections, you can either press PREVIOUS and move to the previous screen or press **PREVIEW** to review the information you have provided.

EDPS
EUROPEAN DATA PROTECTION SUPERVISOR
The EU's independent data protection authority

Home About Data Protection Press & Publications

Personal data breach notification form

General Data Breach Information Preview Complete

Please review your submission. Your submission is not complete until you press the "Submit" button!

A. Type of notification

A.1 Type of notification
Comprehensive

A.3 Registration number of data breach in your register
Yes

Reg. No

B. Data Controller EUI

B.1 Name of the organization (EUI)

Figure 8 Preview of the DBN

After you have previewed the form please press **SUBMIT** at the bottom of the page to submit the form to the EDPS.

You will receive the following message:

MESSAGE

Thank you for your submission of a Data Breach Notification.

You will receive a manual acknowledgement email within the next days with a Case Reference Number, which you will use for future communications with the EDPS.

If you get no email, please contact us at data-breach-notification@edps.europa.eu

Following the above EDPS will send you within a couple of days a confirmation message indicating a specific Case Reference Number for your notification that will be used in future communications.